

BV41-PANEL

Appliance Designation	Beverage Storage
GTIN	5061068710473
EEl Class	B
Rated EEl	124
Noise Level dB(A)	38dB
Noise Class	C
Rated annual energy consumption	204kWh/annum
Climate Class	T - 16-43°C
Compressor	Inverter compressor
Refrigerant	R600A
Fan Assisted Cooling	Yes
Ventilation Required	Plinth ventilation essential
Temperature Range	2 to 14°C
Zone Type	1 zone
Defrosting Type	Manual
Installation	Undercounter
Door	Technical door - panel ready
Door Handle	Handle only
Door Open Direction	RH hinged
Reversible Door	Yes
Door-Open Alarm Function	Yes
Lock	No
Capacity (L)	109L
Standard Storage Quantity	89 X 330mL cans
Shelves	2 glass shelves
Shelf Type	Telescopic
Light	Smooth strip LED - 3000k (dimnable)
Auto. Lighting Function	Yes
Control	LED touch display
Control Display Colour	White
Charcoal Filter	Yes
Softclose	Yes
Heating Ability	No
Internal Humidity	55-85% - automatic
Vibration Free	Yes
Power Lead Length	1.5m
Adjustable Feet	Yes - 70mm
Warranty	3 years P & L

Body Dimension / Weight

H820 x W597 x D575.8mm
48kg

Packing Dimension / Weight

H920 x W655 x D665mm
53kg

ENERGY LABEL



ELITE WINE REFRIGERATION LTD

BV41-PANEL



204 kWh/annum



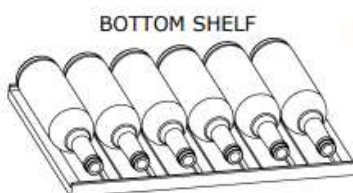
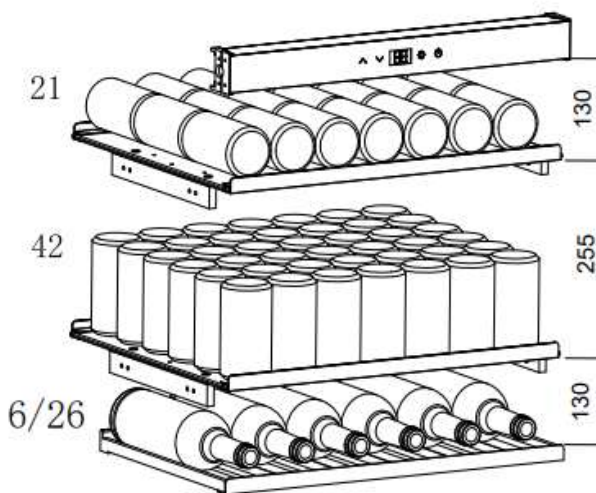
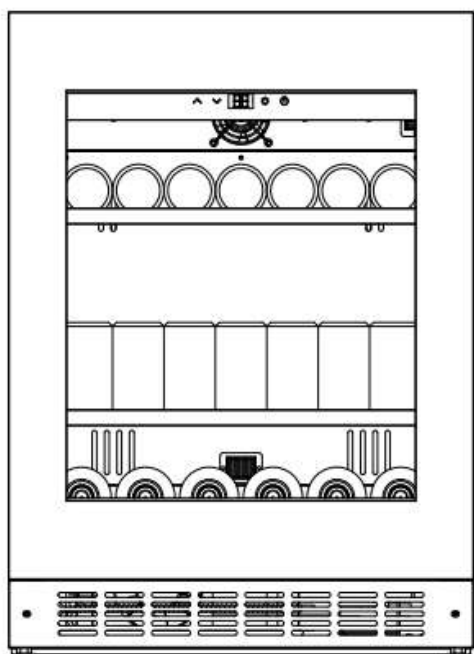
109 L



9102/6102

BOTTLE LOADING

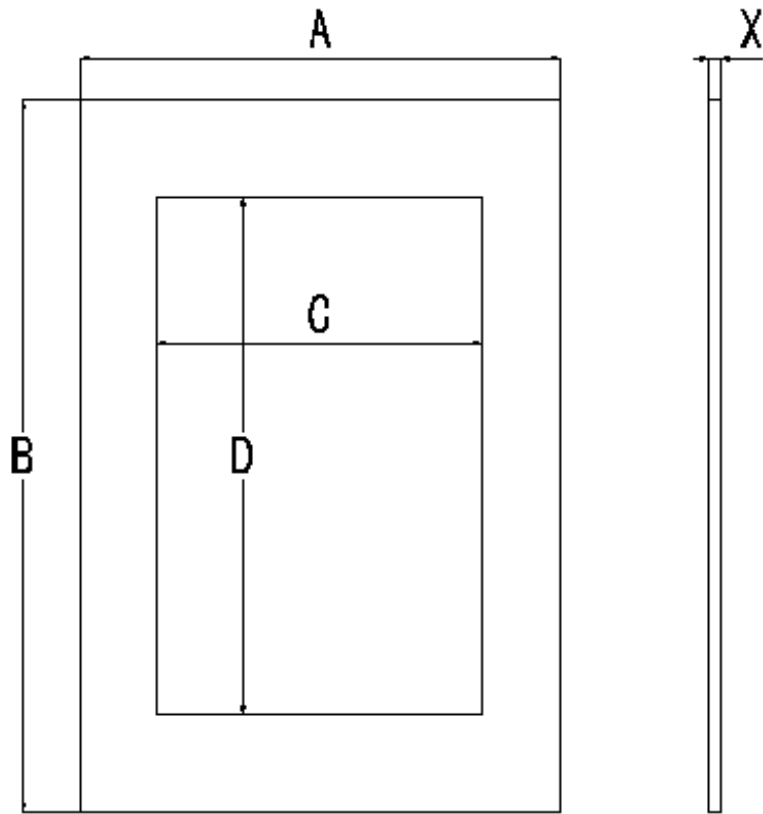
BOTTLE LOADING DIAGRAM



Volume: 109L

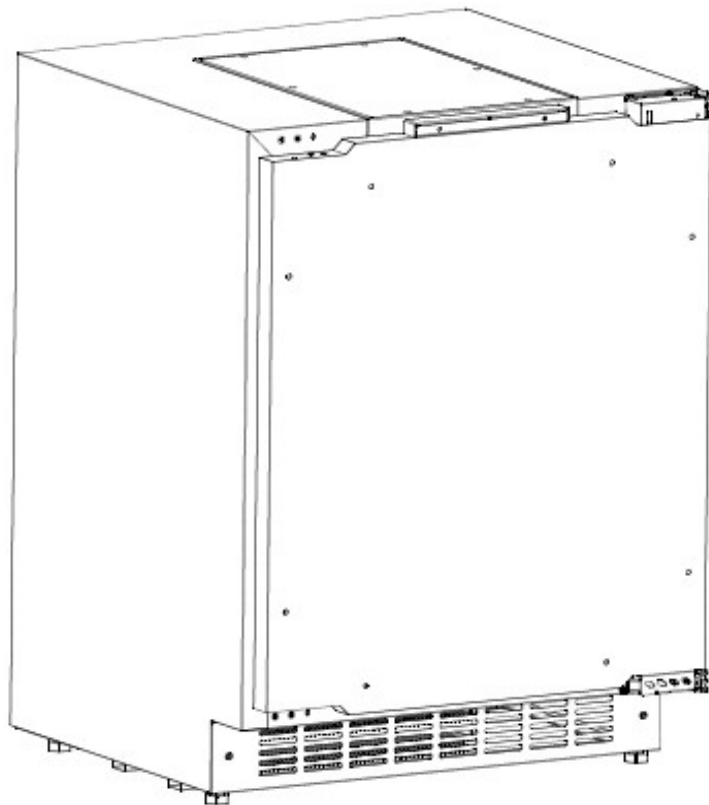

Please note - larger bottles may require a shelf removing and the stated capacity will decrease from 6 Bordeaux bottles. the stated capacity will decrease from 89 cans

FURNITURE DOOR SPECIFICATIONS



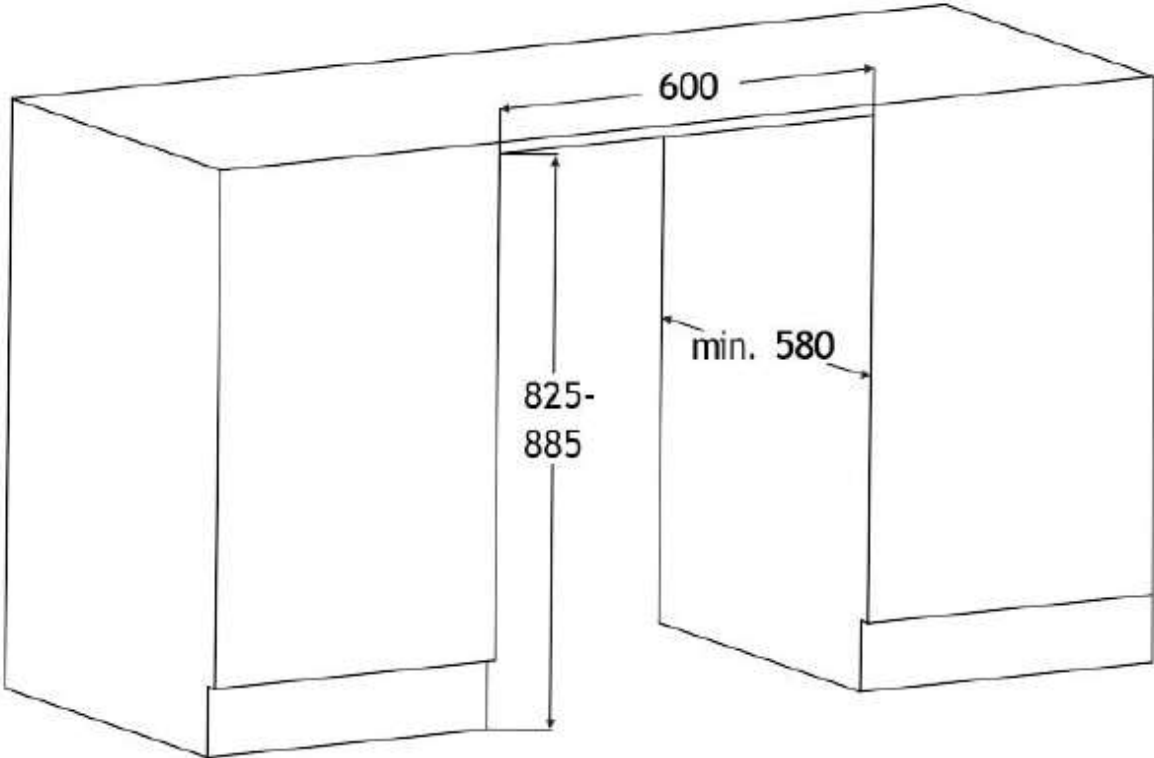
	A (mm)	B (mm)	C (mm)	D (mm)	X (mm)	Max weight (kg)
BV41-PANEL	595	715 min	n/a	n/a	13-22	20

INSTALLATION



PLEASE NOTE - DIMENSIONS CAN VARY BY +/- 2mm DUE TO MANUFACTURING TOLERANCES, ALL DIMENSIONS GIVEN IN MILLIMETRES (mm)

NICHE DIMENSIONS



PLEASE NOTE - DIMENSIONS CAN VARY BY +/- 2mm DUE TO MANUFACTURING TOLERANCES, ALL DIMENSIONS ARE GIVEN IN MILLIMETRES (mm)