

# CELLA

## W18D-SSH

Appliance Designation	Beverage Storage
GTIN	5061068710374
EEL Class	C
Rated EEL	109
Noise Level dB(A)	38dB
Noise Class	F
Rated annual energy consumption	97kWh/annum
Climate Class	ST - 18-38
Compressor	Inverter compressor
Refrigerant	R600A
Fan Assisted Cooling	Yes
Ventilation Required	Plinth ventilation essential
Temperature Range	5 to 20°C
Zone Type	2 zones
Defrosting Type	Manual
Installation	Undercounter
Door	Stainless Steel Triple glazed (argon filled)
Door Handle	Yes, stainless handle
Door Open Direction	RH hinged
Reversible Door	Yes
Door-Open Alarm Function	Yes
Lock	No
Capacity (L)	51L
Standard Storage Quantity	18 x Bordeaux bottles - 75mL
Shelves	3 sliding shelves + base shelf
Shelf Type	Sliding only
Light	Smooth strip LED - 3000k (dimmable)
Auto. Lighting Function	Yes
Control	LED touch display
Control Display Colour	White
Charcoal Filter	Yes
Softclose	Yes
Heating Ability	No
Internal Humidity	55-85% - automatic
Vibration Free	Yes
Power Lead Length	1.5m
Adjustable Feet	Yes - 70mm
Warranty	3 years P & L

### Body Dimension / Weight

H818 x W295 x D563mm

34.1kg

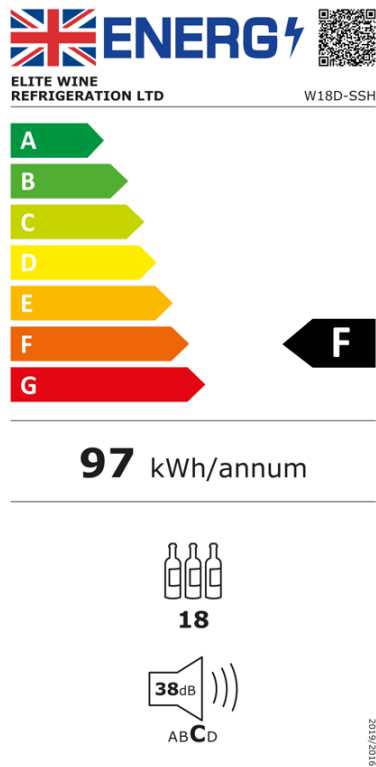
### Packing Dimension / Weight

H945 x W455 x D710mm

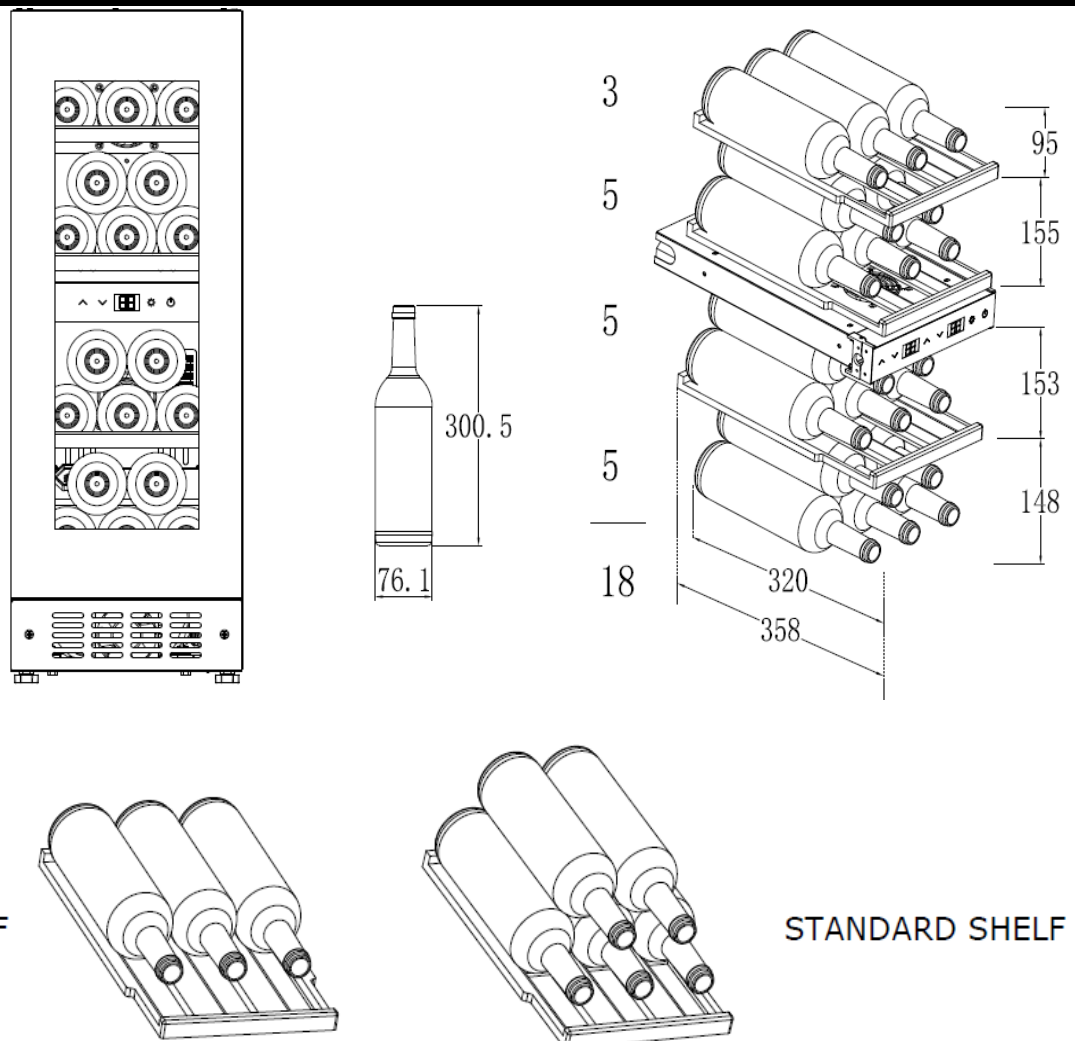
41.8kg



## ENERGY LABEL

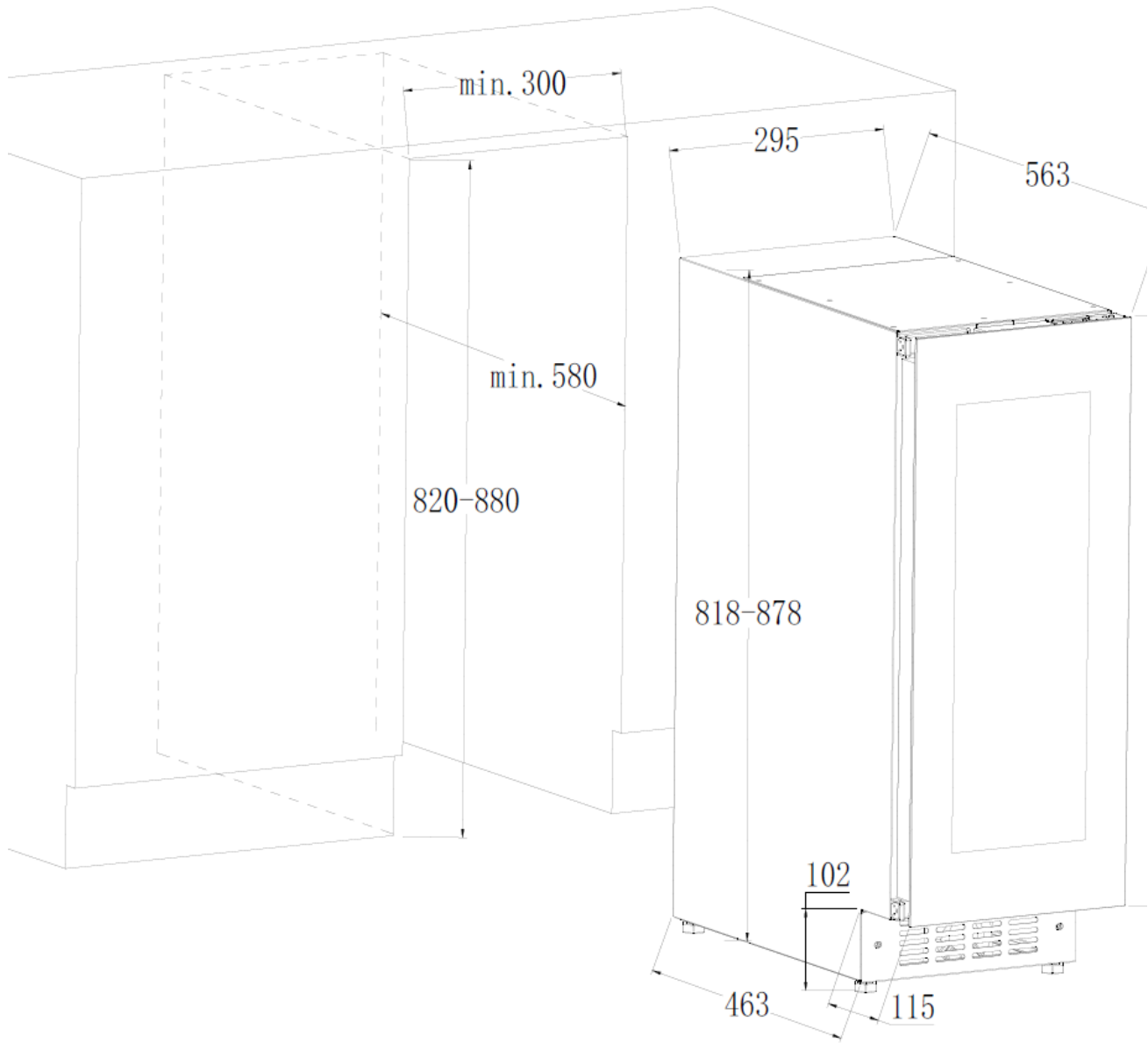


## BOTTLE LOADING



PLEASE NOTE - LARGER BOTTLES MAY REQUIRE A SHELF REMOVING AND THE STATED CAPACITY WILL DECREASE FROM 48 CANS

## INSTALLATION




PLEASE NOTE - DIMENSIONS CAN VARY BY +/- 2mm DUE TO MANUFACTURING TOLERANCES, ALL DIMENSIONS ARE MILLIMETRES (mm)



\_\_\_\_\_

7



715

GIVEN IN

